



SMA 60 BER

THE NEW GENERATION OF MOBILE EDGE MILLING MACHINES
WITH GERIMA BOOSTER- AND SPRING TECHNOLOGY

type of bevel

$\alpha = 0-80^\circ$

C up to 30mm

r = 2-15 mm

on



type of beveling

NEW! BOOSTER-Technology

enables increased productivity through 30% -80% higher material removal while at the same time reducing vibrations.

Less vibrations

longer operating times of the machine and indexable inserts reduce the costs per meter and improve working conditions for the worker.

Spring technology 2.0

even more functional, safe working, easier positioning on the workpiece edge, significantly less maintenance operating and high user-friendliness.

NEW! Ergonomic handle made of plastic.

Electronics-package with speed control, electrical safety shutdown, restart protection and soft start.



Milling head quick-change system 2.0 with torque transmission makes handling easier when changing the milling head both with the proven standard milling heads and with the new high-performance milling heads. This ensures that work is even more efficient.

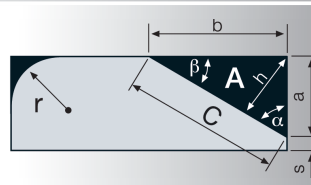
Area of application

Processing of medium-sized and large bevels up to 30 mm bevel width on straight edges and contours for weld preparation. Processing of radii from 2 to 15 mm to prepare paintwork and coatings or to reduce the notch effect when components are subjected to high dynamic loads. Processing of optical bevels or functional edges. With the integrated speed control versatile for the processing of different materials (steel, stainless steel, non-ferrous metals, plastic).

Industry

Mechanical engineering, steel construction, bridge construction, shipbuilding, crane construction, apparatus construction, container construction, locomotive and wagon construction, contract manufacturing, processing services.

Technical specifications SMA 60 BER-23.G1

adjustment range	a	20 mm
bevel width	C	up to 30 mm
bevel angle	α	$0^\circ - 80^\circ$
radius	r	2 - 15 mm
equipping	Z	3 x 3 (4) indexable insert
power	P	2.200 W
speed	n	2.200-7.800 rpm
weight	G	approx. 11,5 Kg
voltage	V	230 V
leg length	b	
opposite angle	β	
bevel height	h	
bevel size	A	
land width	s	

the bevel widths depend on the material and bevel angle



SMA 60 BER

THE NEW GENERATION OF MOBILE EDGE MILLING MACHINES
WITH GERIMA BOOSTER- AND SPRING TECHNOLOGY

CONSUMABLES AND ACCESSORIES

Milling heads and guiding rolls

As standard, milling heads with 3x3 cutting edges in the angular ranges from 0° to 80° and with 4 cutting edges for radii from 2 mm to 15 mm are available (other milling heads for other angles, radii and special milling heads on request).

For each milling head (bevel, radius), specially coordinated guide rollers are offered. These guide rollers also enable the machining of inner and outer contours and boreholes.





fig. 45°-bevel-milling head with 3x3 cutting edges and guide roller, equipped with 9 bevel-indexable inserts of type K



fig. 45°-radius-milling head with 4 cutting edges and guide roller, equipped with 4 mm-radius-indexable inserts of type R-K

Carbide inserts for bevels and radii

Indexable inserts are offered as standard with different coatings for machining a wide variety of materials:

- for plastics and non-ferrous metals (e.g. aluminum, copper, brass)
- for steel and soft stainless steels (V2A)
- for hard steels, fine-grain steels or higher-alloyed stainless steels
- other indexable insert types and designs for special applications on request

Indexable inserts for bevel, can be used 8 times

type
K



bevel	up to 30 mm
type	K
cutting edges per insert	8

Indexable inserts for radii, depending on type, can be used 2, 4, 8 or 16 times

type
R-K



type
R-F



type
R-N



radius	1,2 / 2	2,5 / 3 / 4 / 5 / 6	8	10 / 12 / 15
type	R-K	R-K	R-F	R-N
cutting edges per insert	16	8	4	2

Head office

GERIMA GmbH
Weimarer Straße 12
66606 St. Wendel
Germany

Phone: +49 (0) 6851-9395-100
Fax: +49 (0) 6851-9395-121
Mail: info@gerima.de



Distribution partner: